



INNOVATIVE DESIGNS
FOR CREATIVE SPACES.

8000 Series Science Tables

Steel Science Tables




Optional
Adjustable-Height Legs

30x72" Table Shown with ChemK12™ Chemically
Resistant Top with Black Edge Band. Standard
30" Work Surface Height



Legs Telescope From 24 to 36"
(Order L-80ADJBK)

The sleek, modern look of the 8000 Series steel frame science tables with the choice of standard or chemically-resistant surfaces, offers a value-packed combination of form, function and affordability.



Allied Science Table Collection

Features

- All steel frame construction with enamel finish
- Choice of high pressure laminate (HPL), Chem K-12, ChemSurf or Phenolic work surfaces
- Vinyl edge on laminate tops
- 1/8" beveled edges on solid phenolic tops
- Premium Twin-Bolt leg fastening system

Specifications

Work Surface Options:

High Pressure Laminate: 1/4" thick, 45 lb. density particleboard with premium stain resistant high pressure laminate (HPL). Backer sheet for balanced construction. Black vinyl edge band. (Order BK)

Chem K-12: 1/4" thick, 45 lb. density particleboard with premium high pressure stain resistant laminate. Moderate chemical resistance. Backer sheet for balanced construction. Black vinyl edge band. (Order CK)

Phenolic: 3/4" Thick solid phenolic tops provide a superior level of chemical resistance. 1/8" Beveled edges. (Order PH)

Frame Construction: 16 gauge 1 1/4" square tubular steel legs with adjustable steel glides available in black powder coat finish. 16 gauge 3 1/4" apron available in complementary black finish. 14 gauge steel corner brackets with premium twin-bolt fastening system.

Standard Table Height: Work surface height of 30".

Optional Adjustable Legs: Legs telescope from 24 to 36" in one inch increments. Twin set screws provide positive leg stability at all height settings. (Order L-80ADJBK)



All Steel Frame

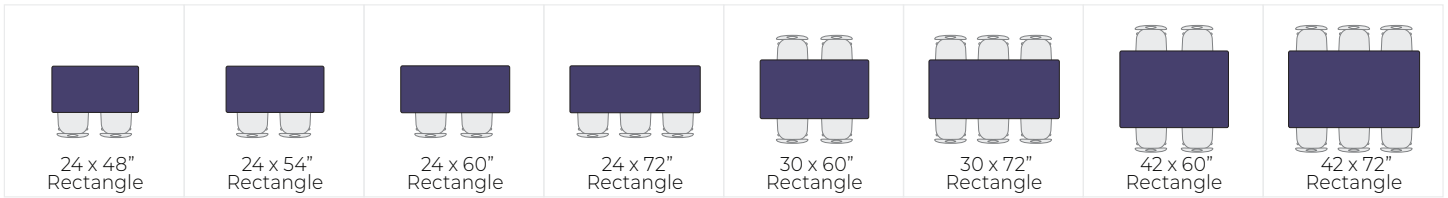


Square Tube Legs with Adjustable Steel Glides



Reinforced Twin-Bolt Corner Brackets

Table Top Shapes



Surface Choices



Black BK



Chem K-12 CK



Phenolic PH

Frame & Leg Color



Black BK

Vinyl Edge Colors



Black BK




High Pressure Laminate:

1¼" Thick, 45 lb. density particleboard with high pressure stain resistant laminate. Non-chemically resistant. Backer sheet for balanced construction. Black vinyl edges.
(Order BK)



Chem K-12 Laminate:

1¼" Thick, 45 lb. density particleboard with premium high pressure stain resistant laminate. Moderate chemical resistance. Backer sheet for balanced construction. Black vinyl edges.
(Order CK)



Solid Phenolic:

¾" Thick solid phenolic tops provide a superior level of chemical resistance. ⅛" Beveled edges.
(Order PH)



Custom sizes and laminate colors are available. Contact your dealer for pricing. Minimum order quantities may apply.



INNOVATIVE DESIGNS
FOR CREATIVE SPACES.

Standard HPL Tops

Model No.	Description Shape and Size	Weight
802448BK	24x48" Rectangle Table. Black Steel Frame & Legs w/Black HPL Top	70
802454BK	24x54" Rectangle Table. Black Steel Frame & Legs w/Black HPL Top	75
802460BK	24x60" Rectangle Table. Black Steel Frame & Legs w/Black HPL Top	80
802472BK	24x72" Rectangle Table. Black Steel Frame & Legs w/Black HPL Top	95
803060BK	30x60" Rectangle Table. Black Steel Frame & Legs w/Black HPL Top	95
803072BK	30x72" Rectangle Table. Black Steel Frame & Legs w/Black HPL Top	110
804260BK	42x60" Rectangle Table. Black Steel Frame & Legs w/Black HPL Top	140
804272BK	42x72" Rectangle Table. Black Steel Frame & Legs w/Black HPL Top	160

Chem K-12 HPL Tops

Model No.	Description Shape and Size	Weight
802448CK	24x48" Rectangle Table. Black Steel Frame & Legs w/Black Chem K-12 HPL Top	70
802454CK	24x54" Rectangle Table. Black Steel Frame & Legs w/Black Chem K-12 HPL Top	75
802460CK	24x60" Rectangle Table. Black Steel Frame & Legs w/Black Chem K-12 HPL Top	80
802472CK	24x72" Rectangle Table. Black Steel Frame & Legs w/Black Chem K-12 HPL Top	95
803060CK	30x60" Rectangle Table. Black Steel Frame & Legs w/Black Chem K-12 HPL Top	95
803072CK	30x72" Rectangle Table. Black Steel Frame & Legs w/Black Chem K-12 HPL Top	110
804260CK	42x60" Rectangle Table. Black Steel Frame & Legs w/Black Chem K-12 HPL Top	140
804272CK	42x72" Rectangle Table. Black Steel Frame & Legs w/Black Chem K-12 HPL Top	160

Phenolic Tops

Model No.	Description Shape and Size	Weight
802448PHBB	24x48" Rectangle Table. Black Steel Frame & Legs w/Black 3/4" Phenolic Top	85
802454PHBB	24x54" Rectangle Table. Black Steel Frame & Legs w/Black 3/4" Phenolic Top	90
802460PHBB	24x60" Rectangle Table. Black Steel Frame & Legs w/Black 3/4" Phenolic Top	100
802472PHBB	24x72" Rectangle Table. Black Steel Frame & Legs w/Black 3/4" Phenolic Top	120
803060PHBB	30x60" Rectangle Table. Black Steel Frame & Legs w/Black 3/4" Phenolic Top	120
803072PHBB	30x72" Rectangle Table. Black Steel Frame & Legs w/Black 3/4" Phenolic Top	140