



INNOVATIVE DESIGNS  
FOR CREATIVE SPACES.

# Nest & Fold Collection



## Nest & Fold Dry Erase Tables



42" & 30" Square Nest & Fold Café Tables  
with Chrome Yellow and Ice Gray Dry Erase  
Laminate Tops and Black Edge Bands


Model: NFCAFE4236SDE  
Model: NFCAFE3036SDE



42" Nest & Fold Table Shown  
with Apple Green Dry Erase  
Laminate and Charcoal  
Edge Band

Model: NFCAFE4236RDE

Allied's Nest & Fold Café Tables are stylish, durable and the most efficient choice for classrooms, cafeterias and multi-purpose spaces of all sizes. The unique folding top flips up to save space, while the legs nest into one another. Sturdy locking casters make moving and storage easy. Premium dry erase surfaces provide maximum versatility.



42" & 30" Circle Nest & Fold Café Tables Shown with Apple Green and Chrome Yellow Dry Erase Laminate Tops with Charcoal Edge Bands

Model NFCAFE4236RDE  
Model NFCAFE3036RDE

Secure folding mechanism allows tops to fold, saving space while protecting the table surface. Nesting legs and casters provide easy compact storage.

## Allied Dry Erase Nest & Fold Café Tables

### Features

- Premium Dry Erase high-gloss laminate surface
- Smooth touch mechanism for safety and comfort
- Patented nesting base allows for easy configuration for office or schools
- Available in 29, 36 and 42 inch table heights
- Perfect for cafeterias, multi-use rooms and event venues of any size
- Multiple nesting shapes and sizes
- Easy to assemble

### Specifications

**Work Surface:** 1¼" thick, 45 lb. density particleboard with premium scratch and stain resistant high pressure laminate (HPL) surface with form fitting vinyl edge banding. Backer sheet for balanced construction.

**Base & Column:** Constructed of cast aluminum with welded and bolted assembly. Attaches to 2¼" column made of 13 gauge steel.

**Folding Mechanism:** Injection molded aluminum and steel requires (8) #12-14 screws. 11 gauge top plate connects to column.

**Casters:** 2" locking swivel casters.

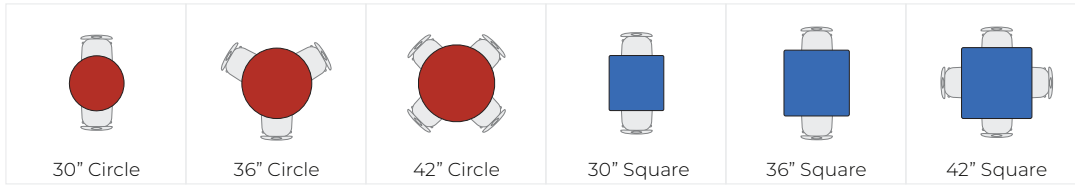


30" Round Nest & Fold Café table with White Dry Erase Laminate Top and Dynamic Blue Edge Band

Model: NFCAFE3036RDE




## Table Top Shapes



## Premium High Gloss Laminate Finishes



## Vinyl Edge Colors



## Leg Color



36" Round Nest & Fold Table with Ice Gray Dry Erase Top and Navy Blue Edge Band  
Model: NFAFE3636RDE



36" Round Nest & Fold Table with Chrome Yellow Dry Erase Top and Black Edge Band  
Model: NFAFE3636RDE

Custom sizes and laminate colors are available. Contact your dealer for pricing. Minimum order quantities may apply.



INNOVATIVE DESIGNS  
FOR CREATIVE SPACES.



Model No.	Description Shape and Size	Weight
NFCAFE2930RDE	30" Round Mobile Nest & Fold Café Table. 29" Height with Dry Erase Top	125
NFCAFE3630RDE	30" Round Mobile Nest & Fold Café Table. 36" Height with Dry Erase Top	130
NFCAFE4230RDE	30" Round Mobile Nest & Fold Café Table. 42" Height with Dry Erase Top	135
NFCAFE2936RDE	36" Round Mobile Nest & Fold Café Table. 29" Height with Dry Erase Top	140
NFCAFE3636RDE	36" Round Mobile Nest & Fold Café Table. 36" Height with Dry Erase Top	145
NFCAFE4236RDE	36" Round Mobile Nest & Fold Café Table. 42" Height with Dry Erase Top	150
NFCAFE3642RDE	42" Round Mobile Nest & Fold Café Table. 36" Height with Dry Erase Top	150
NFCAFE4242RDE	42" Round Mobile Nest & Fold Café Table. 42" Height with Dry Erase Top	155
NFCAFE2930SDE	30x30" Square Mobile Nest & Fold Café Table. 29" Height with Dry Erase Top	125
NFCAFE3630SDE	30x30" Square Mobile Nest & Fold Café Table. 36" Height with Dry Erase Top	130
NFCAFE4230SDE	30x30" Square Mobile Nest & Fold Café Table. 42" Height with Dry Erase Top	135
NFCAFE2936SDE	36x36" Square Mobile Nest & Fold Café Table. 29" Height with Dry Erase Top	140
NFCAFE3636SDE	36x36" Square Mobile Nest & Fold Café Table. 36" Height with Dry Erase Top	145
NFCAFE4236SDE	36x36" Square Mobile Nest & Fold Café Table. 42" Height with Dry Erase Top	150
NFCAFE3642SDE	42x42" Square Mobile Nest & Fold Café Table. 36" Height with Dry Erase Top	150
NFCAFE4242SDE	42x42" Square Mobile Nest & Fold Café Table. 42" Height with Dry Erase Top	155



30" Square Nest & Fold Table with  
Ice Gray Dry Erase Top and  
Electric Lime Edge Band  
Model: NFCAFE3036SDE



30" Square Nest & Fold Table with  
White Dry Erase Top and Stop Red  
Edge Band  
Model: NFCAFE3036SDE