



INNOVATIVE DESIGNS
FOR CREATIVE SPACES.

Wood Art tables

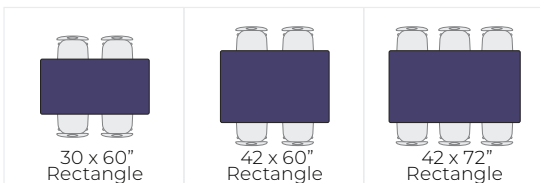
Muse Solid Wood Art Tables



Allied CaseWorks 36x36" Base Cabinet with Shelves in Fusion Maple Finish
Model: ACBSC3636S

Allied's Muse Art Table with 42x72" Solid Hardwood Top
Model: AT4272HW

Table Top Shapes



Work Surface Options



Hardwood Top:
Solid 1 3/4" butcher block style Parawood. The hard, smooth finish is similar in color and durability to maple.



HPL Top:
1 1/4" Thick, 45 lb. density particleboard, premium scratch & stain resistant laminate, with matching mechanically fastened vinyl edge banding.



INNOVATIVE DESIGNS
FOR CREATIVE SPACES.

Allied Muse Art Tables

Features

- Eco-friendly Parawood construction
- Premium Thru-Bolt leg fastening system
- Superior stability and wobble resistance
- Choice of HPL or solid wood work surfaces
- Easy assembly
- 30" Standard work surface height

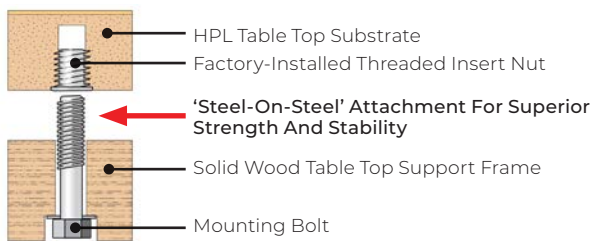
Specifications

Work Surface Options:


High Pressure Laminate (HPL) 1¼" thick 45 lb. density particleboard with sealed backer, metal mounting inserts and form fitting vinyl edge banding. [\(Order FM\)](#)

Solid 1¾" Parawood Butcher Block table top with square edges, 3" lag screw mounting. [\(Order HM\)](#)

Leg & Frame Construction: 1¾" Parawood leg bases support 1¾" Parawood uprights. 1¾" cross support attaches to uprights using a unique bolt-connected mortise & tenon joint for enduring stability.



Allied Muse Art Table with
42x60" Hardwood Top
Model: AT4260HW



Allied Muse Art Table with
30x60" Fusion Maple High
Pressure Laminate Top
Model: AT3060FM



Model No.	Description Shape and Size	Weight
AT3060FM	30x60" Art Table. Solid Hardwood Frame with HPL Top	125
AT4260FM	42x60" Art Table. Solid Hardwood Frame with HPL Top	139
AT4272FM	42x72" Art Table. Solid Hardwood Frame with HPL Top	150
AT4260HM	42x60" Art Table. Solid Hardwood Frame with Solid Hardwood Top	169
AT4272HM	42x72" Art Table. Solid Hardwood Frame with Solid Hardwood Top	197