



INNOVATIVE DESIGNS
FOR CREATIVE SPACES.

Velocity Collection

Velocity Activity Tables



The Allied Velocity series of activity tables offer superior stability and ease of installation. In addition to our most popular shape and size combinations, Velocity offers unique table shapes to provide original and versatile solutions that facilitate flexible spatial use and stimulate creativity in the learning environment.



Allied Velocity Collection Tables

Features

- Modern height-adjustable Velocity leg
- Environmentally friendly powder coat upper & lower leg assembly
- Oversized mounting plate to prevent deflection
- High pressure laminate (HPL) work surface
- Precision leg fastening system
- Multiple size & shape combinations
- Vinyl edge available in popular colors
- Choice of leg colors

Specifications

Work Surface: 1¼" thick 45 lb. density particleboard with sealed backer for balanced construction. Long-life high pressure laminate surface with form fitting vinyl edge banding.


Leg Construction: Reinforced mounting plate welded to 14 gauge tubing. Leg upper consists of powder coated 2" round tubing. Insert is 1.8" powder coated 16 gauge tubing. Each leg is finished with a molded insert that accepts the included nylon glides or optional casters.

Precision Leg Fastening System: 14 gauge factory-installed steel bracket ensures perfect placement, ease of assembly and maximum stability.

Table Heights: Work surface height is adjustable in one inch increments using an extended point set screw. Legs adjust from 24" to 37".
With optional 3" casters, legs adjust from 27" to 40".

Options


Locking Casters: 3" swivel mounted locking casters replace standard glides. (Order CA75B)




Legs Available In Five
Powder Coat Colors



Table Top Shapes



Laminate Finishes



Vinyl Edge Colors



Leg Colors



60x60" Apex Table with Wild Cherry HPL Top, Stop Red Legs and Edge Band
Model: VEL60APEX



60x60" Jax Table with Fusion Maple HPL Top, Electric Lime Legs and Edge Band
Model: VEL60JAX



49x64" Sweep Table with Custom Fossil Shale HPL Top, Dynamic Blue Legs and Edge Band
Model: VELSWEEP-LG

Custom sizes and laminate colors are available. Contact your dealer for pricing. Minimum order quantities may apply.

Velocity Collection

| Model No. | Description Shape and Size | Weight |
|-------------|----------------------------|--------|
| VEL48APEX | 48x48" Apex Table | 110 |
| VEL60APEX | 60x60" Apex Table | 120 |
| VEL48JAX | 48x48" Jax Table | 115 |
| VEL60JAX | 60x60" Jax Table | 125 |
| VELLENS-SM | 47x56" Lens Table | 110 |
| VELLENS-LG | 57x71" Lens Table | 120 |
| VEL60OVAL | 36x60" Oval Table | 105 |
| VEL72OVAL | 48x72" Oval Table | 130 |
| VELPOND | 46x60" Pond Table | 120 |
| VEL60PROP | 60" Prop Table | 120 |
| VELSPAN-SM | 24x51" Span Table | 110 |
| VELSPAN-LG | 30x70" Span Table | 135 |
| VELSWEEP-SM | 37x48" Sweep Table | 120 |
| VELSWEEP-LG | 49x64" Sweep Table | 110 |



57x71" Lens Table with Custom Island HPL Top, Charcoal Edge Band, Electric Lime Legs & Casters Model: VELLENS-LG



60" Prop Table with Custom White Driftwood HPL Top, Dynamic Blue Edge Band, Legs & Casters Model: VEL60PROP



46x60" Pond Table with Custom Carbon EV HPL Top, Charcoal Edge Band with Stop Red Legs Model: VELPOND









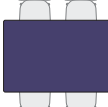

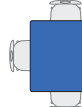
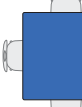

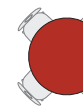

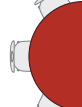


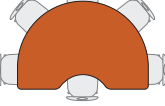






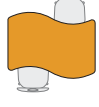
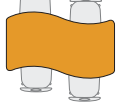
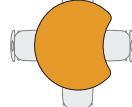


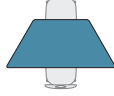


48x72" Oval Table with Walnut HPL Top, Charcoal Legs & Edge Band Model: VEL72OVAL















30x70" Span Table with Light Oak HPL Top, Platinum Edge Band, Legs & Casters Model: VELSPAN-LG

Table Top Shapes

| | | | | | | | |
|---|---|---|---|---|---|---|---|
|  24 x 36" Rectangle |  24 x 48" Rectangle |  24 x 60" Rectangle |  30 x 48" Rectangle |  30 x 60" Rectangle |  30 x 72" Rectangle |  36 x 60" Rectangle |  36 x 72" Rectangle |
|  42 x 60" Rectangle |  36" Square |  42" Square |  48" Square |  36" Circle |  42" Circle |  48" Circle |  60" Circle |
|  48" Half Round |  36 x 72" Kidney |  48 x 72" Kidney |  60 x 66" Horseshoe |  48" Octagon |  60" Flower |  60 X 72" Team |  30 x 48" Merge |
|  30 x 60" Merge |  30 x 48" Surge |  30 x 60" Surge |  48" Chip |  42 x 72" Doodle |  24 x 24 x 48" Trapezoid |  30 x 30 x 60" Trapezoid | |

Laminate Finishes

| | | | | | |
|---|---|---|--|---|---|
|  |  |  |  |  |  |
| Walnut WA | Fusion Maple FM | Light Oak OK | Mahogany MA | Wild Cherry 75 | Nepal Teak TK |
|  |  |  |  |  |  |
| Black BK | Blue BL | Red RD | Yellow YL | Graphite Nebula 96 | Gray Nebula 10 |

Vinyl Edge Colors

| | | | | |
|---|---|---|--|---|
|  |  |  |  |  |
| Platinum PL | Dynamic Blue DB | Electric Lime EL | Stop Red SR | Charcoal CH |

Leg Colors

| | | | | |
|---|---|---|--|---|
|  |  |  |  |  |
| Platinum PL | Dynamic Blue DB | Electric Lime EL | Stop Red SR | Charcoal CH |



60x66" Horseshoe Table with Light Oak Top, Charcoal Legs & Edge Band

Model: VEL666H



60" Circle Table with Graphite Nebula Top, Platinum Legs & Edge Band

Model: VEL60CR



30x30x60" Trapezoid Table with Fusion Maple Top, Dynamic Blue Legs & Edge Band

Model: VEL30TP



60x60" Flower Table with Yellow HPL Top, Platinum Legs & Edge Band

Model: VEL60FL

Custom sizes and laminate colors are available. Contact your dealer for pricing. Minimum order quantities may apply.



INNOVATIVE DESIGNS
FOR CREATIVE SPACES.

Velocity Collection

| Model No. | Description Shape and Size | Weight |
|-----------|----------------------------|--------|
| VEL2436 | 24x36" Rectangular Table | 60 |
| VEL2448 | 24x48" Rectangular Table | 65 |
| VEL2460 | 24x60" Rectangular Table | 85 |
| VEL3048 | 30x48" Rectangular Table | 80 |
| VEL3060 | 30x60" Rectangular Table | 90 |
| VEL3072 | 30x72" Rectangular Table | 120 |
| VEL3660 | 36x60" Rectangular Table | 105 |
| VEL3672 | 36x72" Rectangular Table | 130 |
| VEL4260 | 42x60" Rectangular Table | 115 |
| VEL3636 | 36x36" Square Table | 75 |
| VEL4242 | 42x42" Square Table | 95 |
| VEL4848 | 48x48" Square Table | 110 |
| VEL36CR | 36" Circle Table | 67 |
| VEL42CR | 42" Circle Table | 80 |
| VEL48CR | 48" Circle Table | 95 |
| VEL60CR | 60" Circle Table | 100 |
| VEL48HR | 48" Half Round Table | 60 |
| VEL48CP | 48" Chip Table | 93 |
| VEL4272DD | 42x72" Doodle Table | 110 |
| VEL60FL | 60x60" Flower Table | 125 |
| VEL666H | 60x66" Horseshoe Table | 120 |
| VEL372K | 36x72" Kidney Table | 100 |
| VEL472K | 48x72" Kidney Table | 120 |
| VEL3048MG | 30x48" Merge Table | 76 |
| VEL3060MG | 30x60" Merge Table | 95 |
| VEL48OT | 48" Octagon Table | 95 |
| VEL3048SG | 30x48" Surge Table | 85 |
| VEL3060SG | 30x60" Surge Table | 95 |
| VEL6072TM | 60x72" Team Table | 165 |
| VEL24TP | 24x24x48" Trapezoid Table | 55 |
| VEL30TP | 30x30x60" Trapezoid Table | 70 |



30x60" Merge Table with Fusion Maple Top, Stop Red Legs & Edge Band

Model: VEL3060MG



30x60" Surge Table with Fusion Maple Top, Electric Lime Legs & Edge Band

Model: VEL3060SG



60x72" Team Table with White Driftwood Top, Dynamic Blue Legs & Edge Band

Model: VEL6072TM



48" Chip Table with Light Oak Top, Charcoal Legs & Edge Band

Model: VEL48CP